

# CREE INTRODUCTIONS

## ENGLISH

## CREE

Hello

Tansi

My name is

Nih-sinny-kasoon

My clan is

Nih-do-dem

I am from

Nih-toe-cheen

Today, I live in

Anooch \_\_\_ nih-we-kin

This is my friend,  
her name is \_\_\_

Nih-chay-wakun-uwuh,  
\_\_\_ isini-kasoo

That's it

Ay-kosee

Thank you

Tapwy-keechih

English



**I am well**

English



**I am happy**

English



**I am worried**

Cree


**Nih-minoway  
-nee-ten**

Cree

**Nih-mino  
-ayan**

Cree

**Nih-miko-skat  
-tay-nee-ten**







beaver




buffalo



bear



eagle





Cree

**puskway-  
moostoos**

Cree

**amisk**



Cree

**mee-kiss-ew**

Cree

**musk-wuh**









# TIC-TAC-TOE



# TIC-TAC-TOE

## GAME INSTRUCTIONS

Materials Needed:  
Flash Cards: Animals

**Two-Players:**

One player is "X" and the other is "O"

Each player will take turns picking a card and indentifying it. If you get the answer correct, place a marker on the board until a player gets three in a row

# FOUR IN A ROW

## GAME INSTRUCTIONS

Materials Needed:  
Flash Cards: Animals

**Two-Players:**


Players will take turns picking a card and identifying it. If they get the answer correct, they place an "X" on the board. The goal is to get 4 in a row.

**Family**


**Week 3**

**CREE**

**REAWAKENING OUR LANGUAGES PROGRAM**  
INDIGENOUS LEADERSHIP DEVELOPMENT INSTITUTE




Mother






Father








# Grandmother






Cree


**noo-koom**

Grandfather





Sister






Cree

**nih-miss**

Brother







# Household

Week 4

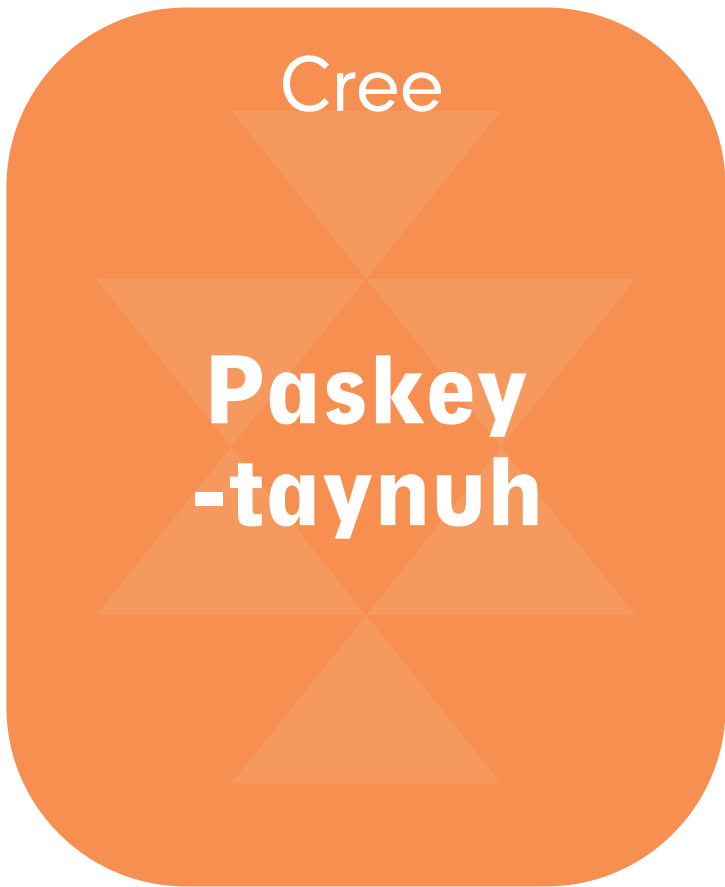
CREE

**REAWAKENING OUR LANGUAGES PROGRAM**  
INDIGENOUS LEADERSHIP DEVELOPMENT INSTITUTE



English

**Open the  
door**



Cree

**Paskey  
-taynuh**

English

**Close the  
door**

Cree

**Key-pah  
-iskwah-tame**

English

**Wash the  
dishes**

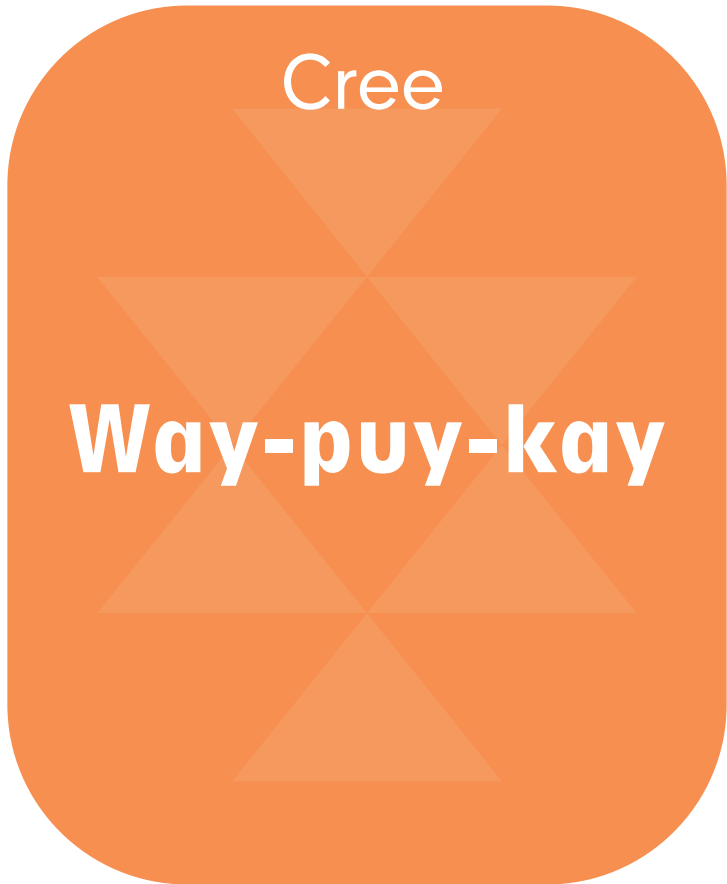


Cree

**Kichih-stie  
-nakanay**

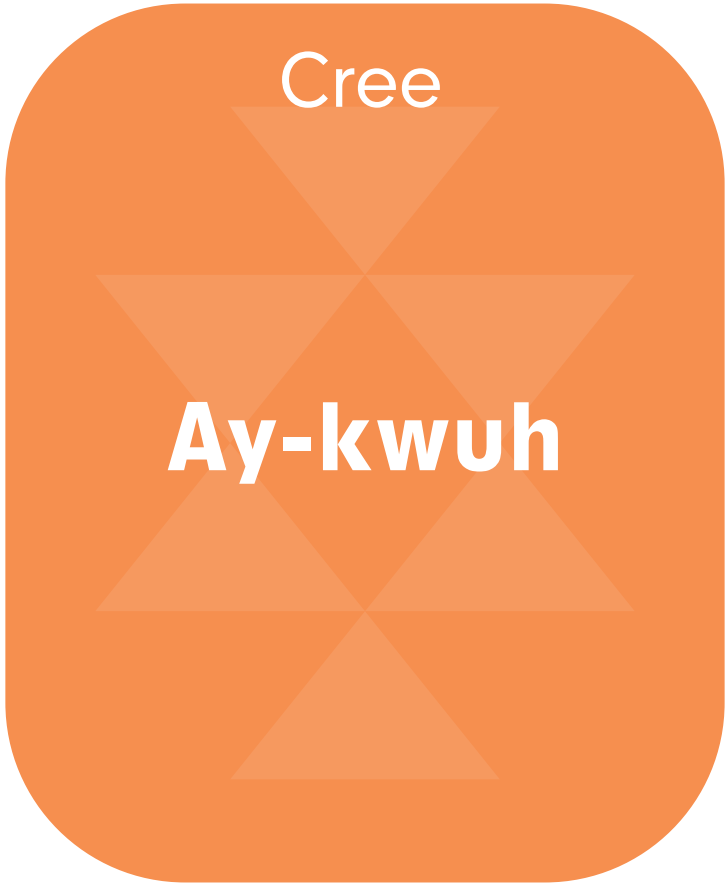
English

**Sweep the  
floor**



English

**Let's go**



Cree

**Ay-kwuh**

English

**Eat**



English

**Drink**





Cree

**Mini-kway**

English

**What?**



Cree

**Kay-kwan**

English

**Sit Down**



Cree

**Uh-pee**

English

**Come in**



Cree

**Pee-tick-way**

English

**Wake Up**





Cree

**Wunny-skah**

English

**Be quiet**

Cree

**Kah-key-too**

English

**Come here**



Cree

**Astum**

English

**Hurry up**



Cree

**Kee-nee-pa**

English

**I love you**



Cree

**Kih-sah  
-key-tin**

English

**Are you  
okay?**

Cree

**Kih-minaw  
-yan**

English

**Thank you**

Cree

**Ta-way  
-keechi**

English

**Wash your  
face**



Cree

**Kasee-kway**

English

**Brush your  
teeth**



Cree

**Kih-chista  
-pit-ay-wooh**



English

**Get ready**




English

**Go to bed**

Cree

**Nitay-nee  
-pah**

The graphic features a white rounded rectangle on an orange and teal background. Inside the rectangle, there are two large, overlapping triangles: a light orange one pointing down and a light teal one pointing up. The title 'Memory Match Game Instructions' is centered in a bold, blue, bubbly font. Below the title, there is a paragraph of text explaining the game rules.

# Memory Match Game Instructions

The first player turns two cards face up. If the two cards match, the player keeps the pair and gets another turn. If they do not match, the cards are turned face down, and it's the next player's turn. Keep playing until all the cards are gone.












































































Cree

9

Kay-catch  
-me-tat-that








Cree

9

Kay-catch  
-me-tat-that








































Cree


Noo-koom

Grandmother









Cree



Nih-moosoom

Grandfather





































Cree



Wapoos

Rabbit





























Cree



Puskway  
-moostoos  
Buffalo



























































Cree

Kis-kat-wuh

Legs



























Ears

Key-tuh  
-wuh-yuh

Ears











































Cree

Kih-toon

Mouth





Cree

Mis-pih-toon

Arm





Cree

Mis-pih-toon

Arm















Cree

Kay-stuh  
-kuh-yuh  
Hair























Cree


Kih-kuh-yao

Neck





Cree



Kih-koot

Nose

















# Weather & Seasons


CREE

REAWAKENING OUR LANGUAGES PROGRAM  
INDIGENOUS LEADERSHIP DEVELOPMENT INSTITUTE






It is hot



Cree

**Kih-see-tao**


It is cold



Cree

**Kih-see-now**

Summer





Winter



Cree

**Pih-poon**



Leaves are falling



Cree

**Pah-key-tinaw  
-neepeeyah**

It is thawing



Cree

See-kwun

It is raining



Cree

**Kih-me-won**

Fall



Cree

**Tug-wah-kin**



Spring




Cree

**See-kwun**



**Healthy  
Movements**  
CREE

**REAWAKENING OUR LANGUAGES PROGRAM**  
INDIGENOUS LEADERSHIP DEVELOPMENT INSTITUTE



Run



Cree

**Pim-me-pah-ta**

Walk



Cree

**Pim-mo-tay**




Jump



Cree

**Koss-koo-tih**

Sit





Stretch



Cree

**See-pee**

Dance





Cree

**Nee-me-too**



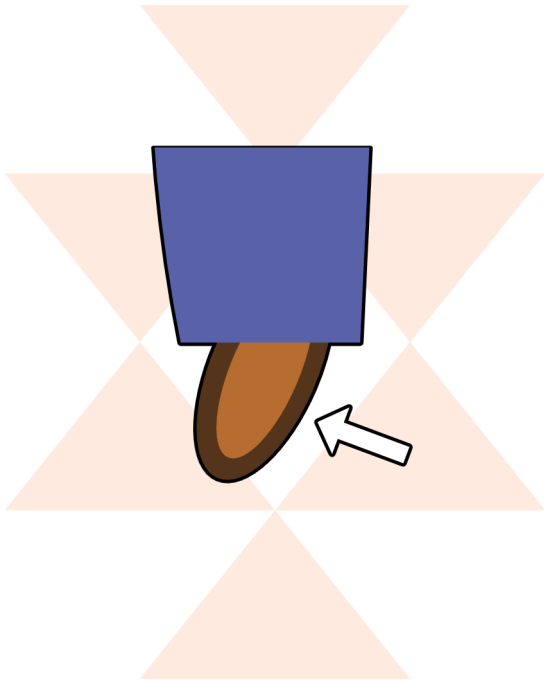


**ANATOMY**  
CREE

**REAWAKENING OUR LANGUAGES PROGRAM**  
INDIGENOUS LEADERSHIP DEVELOPMENT INSTITUTE




Foot



Cree

**Kih-sit**


Hair



Cree

**Kay-stuh  
-kuh-yuh**

Hand

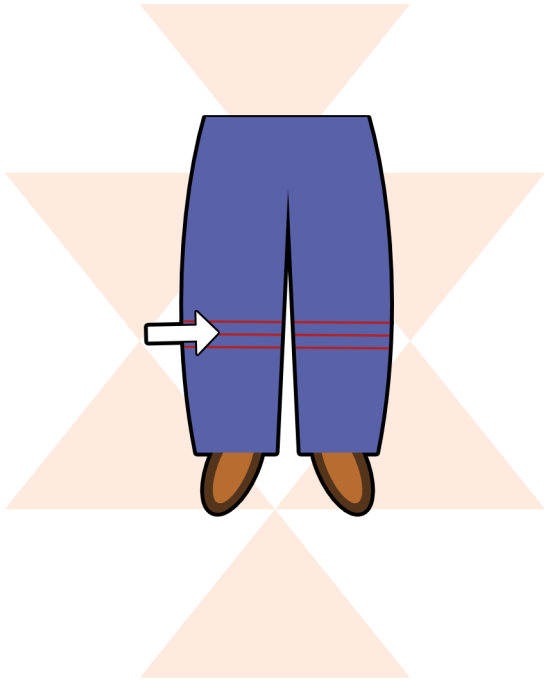


Cree

**Kih-chee-chih**




# Knee



Cree

**Kih-chee  
-chee-kun**


Neck



Cree

**Kih-kuh-yao**

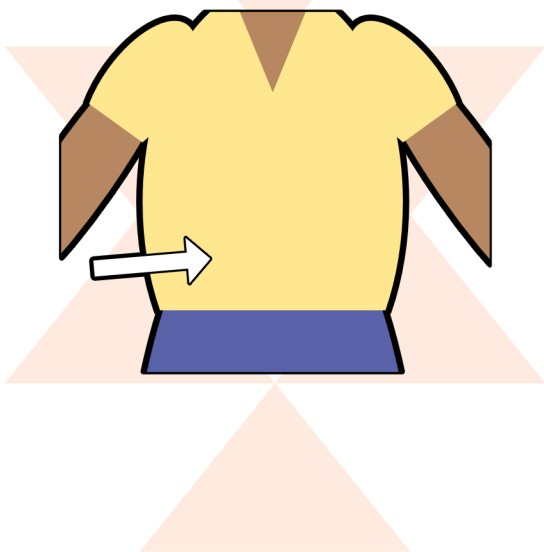
Nose



Cree

**Kih-koot**

# Stomach




Cree

**Kuh-tuy**




Arm



Cree

**Mis-pih-toohn**


# Belly Button



Cree

**Kih-tih-sih**


# Cheeks



Cree

**Kun-wuhy**

Chin




Cree

**Key-tapih  
-skun**



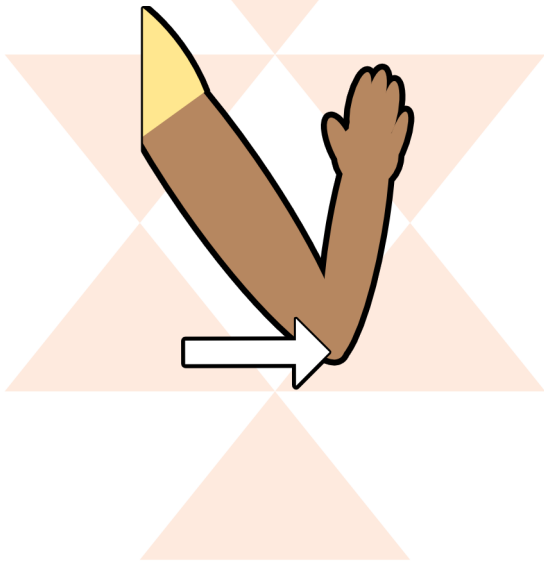
Ears



Cree

**Key-tuh  
-wuh-yuh**


# Elbow



Cree

**Kih-tee  
-tih-mun**


Eye(s)



Cree

**Kis-key  
-sikh-wuh**

# Legs



Cree

**Kis-kat-wuh**